

Light efficiency:

1 Lumen/Watt

Light quality:

CRI: 0.0

Color temperature:

0 K

Output: 90.8 lm

Peak: 646 cd

Power: 105.5 W

PF: 1.0

No photo

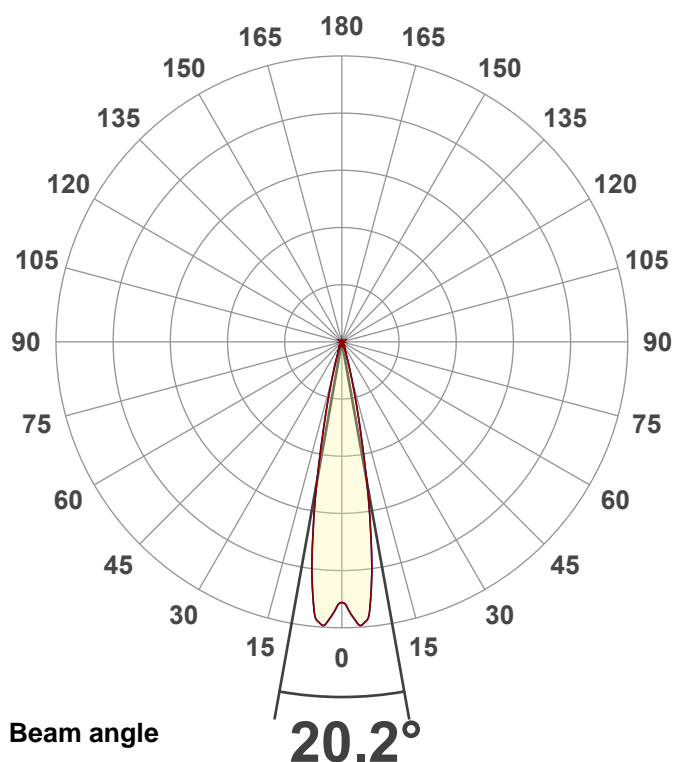
Product name:

40 Hex Panel IP (Full On,UV)

Item number:

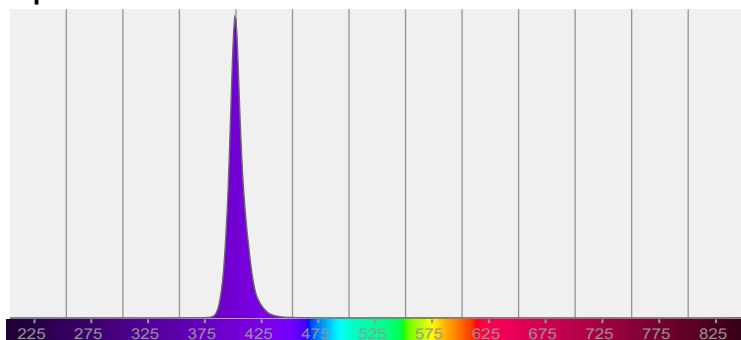
Date and time:

10/9/2025 1:01:56 PM



CIE 1931
x: 0.178
y: 0.016

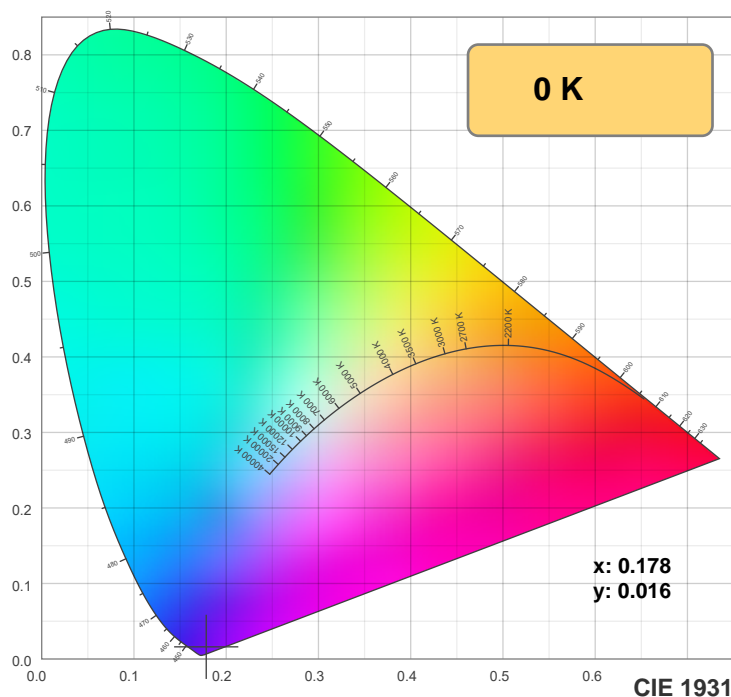
Spectra



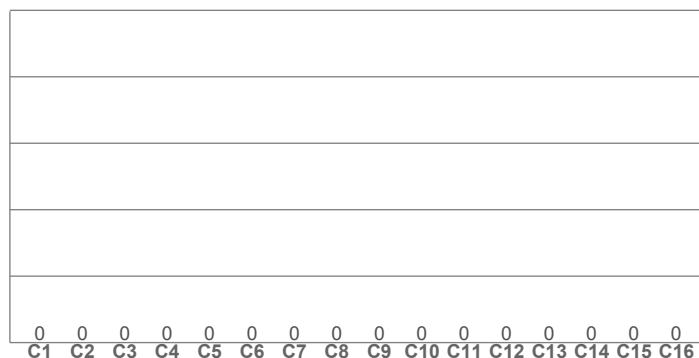
Power

Voltage: 119 V
Current: 0.887 A
Frequency: 0 Hz

Color details



TM-30: 0.0



CRI R values, only R1-R8 are used to calculate final CRI value

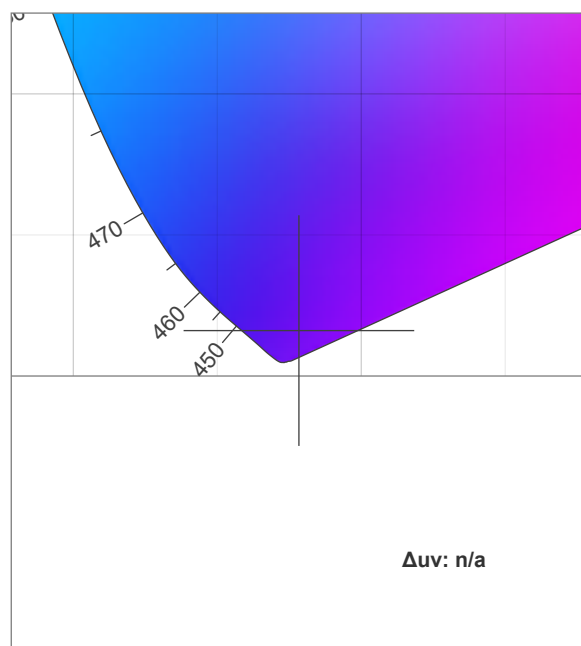
R1	R2	R3	R4	R5	R6	R7	R8	R9	R10	R11	R12	R13	R14	R15
0.0	0.0	0.0	0.0	0.0	0.0	0.0	0.0	0.0	0.0	0.0	0.0	0.0	0.0	0.0

TM30 C values, 16 binned values out of total of 99 C values

C1	C2	C3	C4	C5	C6	C7	C8	C9	C10	C11	C12	C13	C14	C15	C16
0.0	0.0	0.0	0.0	0.0	0.0	0.0	0.0	0.0	0.0	0.0	0.0	0.0	0.0	0.0	0.0

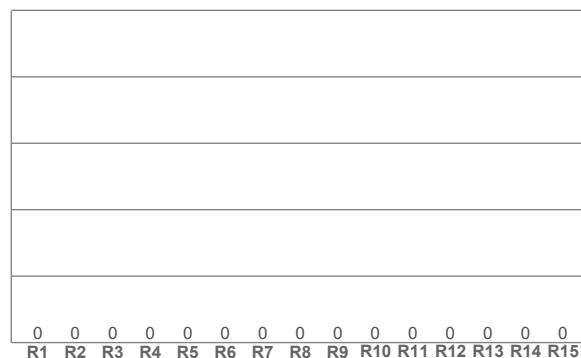
CQS Q values

Q1	Q2	Q3	Q4	Q5	Q6	Q7	Q8	Q9	Q10	Q11	Q12	Q13	Q14	Q15
0.0	0.0	0.0	0.0	0.0	0.0	0.0	0.0	0.0	0.0	0.0	0.0	0.0	0.0	0.0

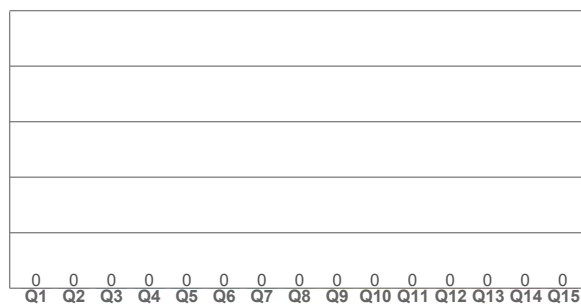


CIE 1931 ZOOM

CRI: 0.0 (R1-R8)



CQS: 0.0



Color parameters

Color temperature	Color rendering index	Red component	Color fidelity	Color gamut	Color quality scale	Color coordinate cie 1931	Color coordinate cie 1931	Color coordinate	Color coordinate	Color deviation from black body
CCT	CRI	CRI R9	TM30 Rf	TM30 Rg	CQS	x	y	u	v	Δuv
0 K	0.0	0.0	0.0	0.0	0.0	0.178	0.016	0.252	0.034	n/a

TM-30 details

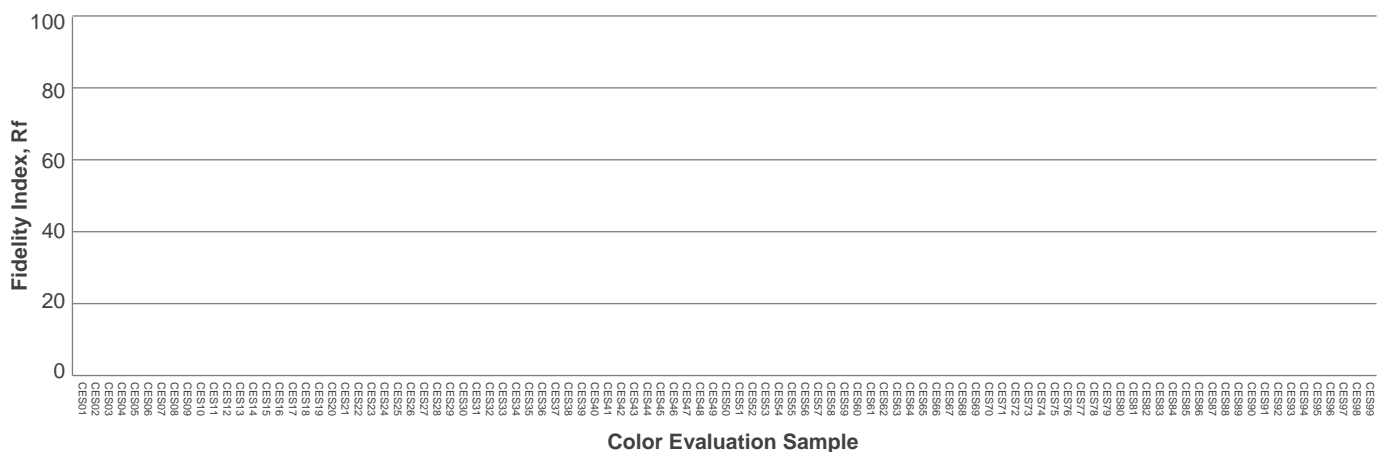

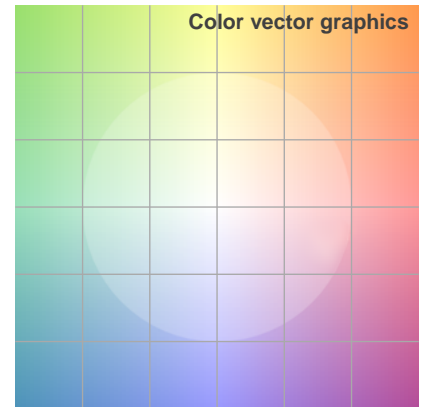
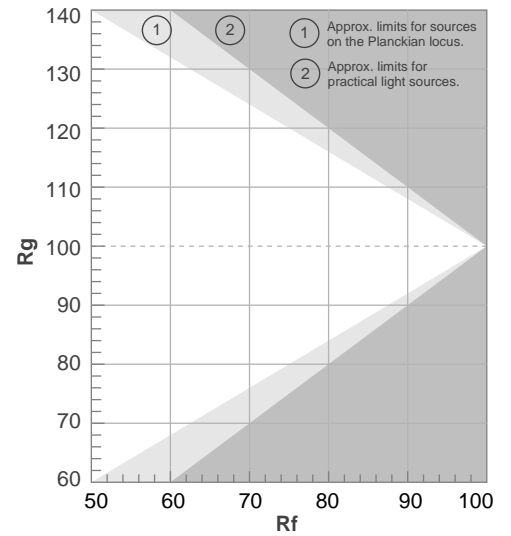
Rf 0.0

Fidelity index Rf

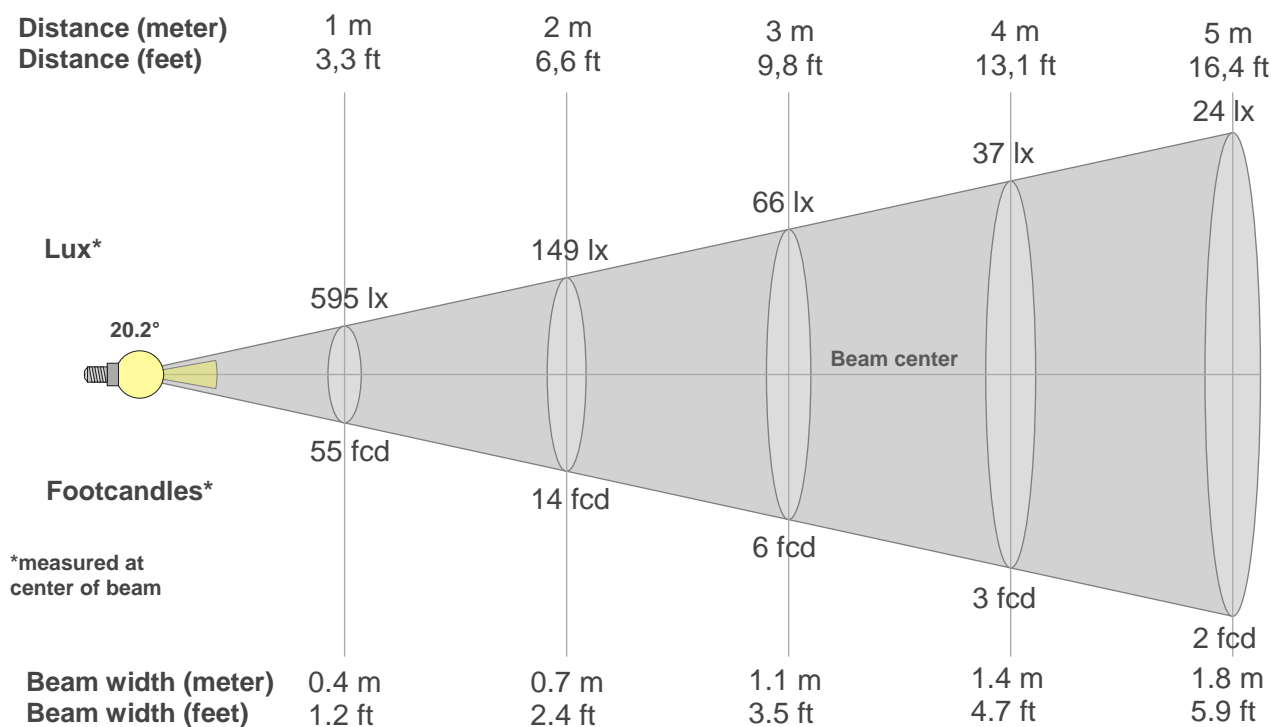
Rg 0.0

Gamut index Rg

Hue Bin	R _i	Shifts (%)	
		Chroma	Hue
1	0	0%	0%
2	0	0%	0%
3	0	0%	0%
4	0	0%	0%
5	0	0%	0%
6	0	0%	0%
7	0	0%	0%
8	0	0%	0%
9	0	0%	0%
10	0	0%	0%
11	0	0%	0%
12	0	0%	0%
13	0	0%	0%
14	0	0%	0%
15	0	0%	0%
16	0	0%	0%



Beam details



Beam intensities from 1-20m

1m	2m	3m	4m	5m	6m	7m	8m	9m	10m	11m	12m	13m	14m	15m	16m	17m	18m	19m	20m
3.3ft	6.6ft	9.8ft	13.1ft	16.4ft	19.7ft	23ft	26.2ft	29.5ft	32.8ft	36.1ft	39.4ft	42.7ft	45.9ft	49.2ft	52.5ft	55.8ft	59.1ft	62.3ft	65.6ft
595lx	149lx	66lx	37lx	24lx	17lx	12lx	9lx	7lx	6lx	5lx	4lx	4lx	3lx	3lx	2lx	2lx	2lx	2lx	1lx
55.2fcd	13.8fcd	6.1fcd	3.5fcd	2.2fcd	1.5fcd	1.1fcd	0.9fcd	0.7fcd	0.6fcd	0.5fcd	0.4fcd	0.3fcd	0.3fcd	0.2fcd	0.2fcd	0.2fcd	0.2fcd	0.2fcd	0.1fcd

Intensities in 0° c-plane

0°	1°	2°	3°	4°	5°	6°	7°	8°	9°	10°	11°	12°	13°	14°	15°	16°	17°	18°	19°
595	602	620	637	643	634	606	551	484	408	332	259	198	151	114	87	67	52	40	31
100%	101%	104%	107%	108%	107%	102%	93%	81%	69%	56%	43%	33%	25%	19%	15%	11%	9%	7%	5%

Intensities in 90° c-plane

0°	1°	2°	3°	4°	5°	6°	7°	8°	9°	10°	11°	12°	13°	14°	15°	16°	17°	18°	19°
595	602	620	637	643	634	606	551	484	408	332	259	198	151	114	87	67	52	40	31
100%	101%	104%	107%	108%	107%	102%	93%	81%	69%	56%	43%	33%	25%	19%	15%	11%	9%	7%	5%

Intensities in 180° c-plane

0°	1°	2°	3°	4°	5°	6°	7°	8°	9°	10°	11°	12°	13°	14°	15°	16°	17°	18°	19°
595	602	620	637	643	634	606	551	484	408	332	259	198	151	114	87	67	52	40	31
100%	101%	104%	107%	108%	107%	102%	93%	81%	69%	56%	43%	33%	25%	19%	15%	11%	9%	7%	5%

Intensities in 270° c-plane


0°	1°	2°	3°	4°	5°	6°	7°	8°	9°	10°	11°	12°	13°	14°	15°	16°	17°	18°	19°
595	602	620	637	643	634	606	551	484	408	332	259	198	151	114	87	67	52	40	31
100%	101%	104%	107%	108%	107%	102%	93%	81%	69%	56%	43%	33%	25%	19%	15%	11%	9%	7%	5%

Beam angle 50%	Field angle 10%	Cutoff angle 2,5%	Intensity ratio in 120° cone	Intensity ratio in 90° cone
20.2°	32.3°	49°	95.2%	94.0%

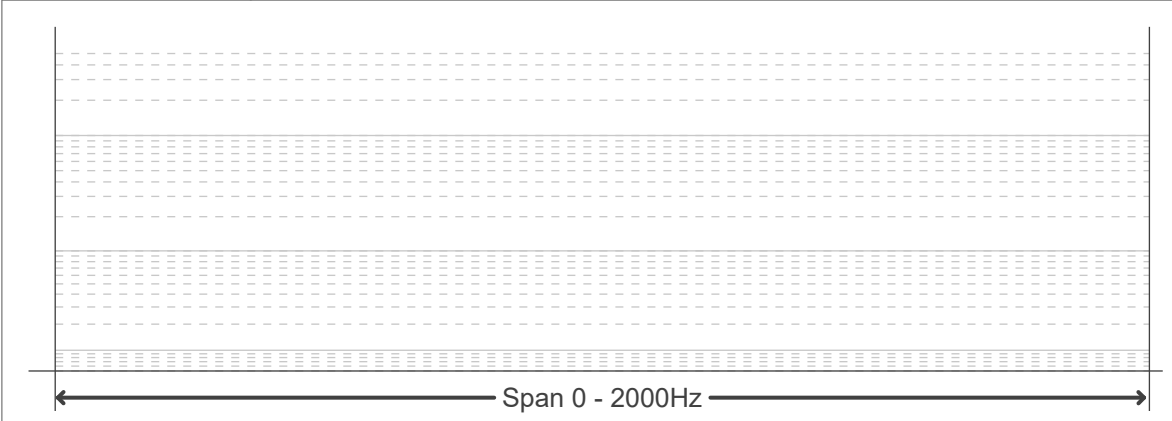
Flicker curve (complete sampled flicker signal)



Flicker frame (frame of one flicker period)



Flicker FFT (frequency scope of flicker curve)



Flicker results:

Flicker frequency:		n/a Hz	
Flicker index:	n/a	JA8/10 40Hz	n/a %
Flicker percentage:	n/a %	JA8/10 90Hz	n/a %
SVM: (Visual flicker)	n/a	JA8/10 200Hz	n/a %
PstLM	n/a	JA8/10 400Hz	n/a %
Mp	n/a	JA8/10 1000Hz	n/a %

Flicker conditions:

Sample rate:	n/a samples/second
--------------	--------------------